










Step	Description	Picture
1	Pull red button	
2	Keep black button pressed + push red button	
3	Menu will open, Select "Channel" by left joystick	
4	Selection by pressing 2 nd black button	
5	Selecting a free channel by joystick. 69 Channels are available	

6	Enter with 2 nd black button	
7	Confirm with joystick (change from NO to YES)	
8	Confirm again with 2 nd black button	
9	Switch off by pressing the red button	
10	Next start will take a while, because of the new setup.	